




Block 36: Menstruating Woman



Fabric needed for one block & Cutting instructions

Dark	Fat 1/8th yard or scrap (2) 6-1/4" squares, cut twice diagonally	<input checked="" type="checkbox"/>
Medium 1 & Medium 2	Fat 1/8th yard or scrap of each (1) 6-1/4" square, cut twice diagonally	<input checked="" type="checkbox"/>
Light	1/4 yard or scrap (2) 5-7/8" square, cut once diagonally (2) 6-1/4" squares, cut twice diagonally (1) 5-1/2" square	<input type="checkbox"/> <input type="checkbox"/> <input checked="" type="checkbox"/>

For twelve years, she suffered greatly from an unending menstrual flow making her ritually unclean according to Jewish purity laws. According to the law, she was not allowed to leave the house and was not allowed to touch members of her family. She had spent all of her money searching for a cure. Medical interventions of the time included herbal treatments or surgery, without anesthesia, which often ended in death from shock. Frustrated and depressed, the menstruating woman heard that Jesus, the miracle worker was coming in town. Defying purity laws, the woman snuck out of the house and followed the crowds surrounding Jesus. She pushed her way through the crowds, reached out and touched the fringe on Jesus's shawl. Immediately, she felt the change in her body and knew that she was cured. Jesus also knew immediately that something miraculous had happened. He turned and asked who had touched his garment. Peter pointed out that there were many people jostling around him, but Jesus continued to search the crowd.

According to the purity laws, anyone she touched would also be considered ritually unclean, requiring a change of clothes and quarantine until evening. Knowing that coming forward would be admitting that she had touched many others, the woman stepped forward, fell to her knees and confessed. Jesus simply said, "Daughter, your faith has made you well; go in peace, and be healed of your disease." **Mark 5:34.** The New Oxford Annotated Bible Revised Standard Version.

At a time when miraculous cures were often attributed to magic, Jesus made it clear that the woman's faith had cured her. The message to us is clear. When faced with a medical need, we should remember to put our faith in the Lord and pray that he guide us in our treatment decisions.

Stitchin' Tree Quilts

Toll free 877-239-3655 www.stitchintree.com


Please contact us if you find an error in this pattern or have difficulty following these instructions.

© 2014 Stitchin' Tree LLC Woodbine, Iowa. All Rights Reserved.
Limited reproduction rights may be granted in accordance with contract terms.










Block 36: Menstruating Woman




Pattern for a 15" finished block—All seams are 1/4".
Pressing directions are indicated.



Instructions:

1. Stitch (8) Light quarter-square triangles to (8) Dark quarter-square triangles matching right angles as shown. Make (8) units. Press toward Dark triangles.
2. Stitch (2) units together, as shown. Fan the seams and press open. 
3. Stitch (4) Medium #1 quarter square triangles to (4) Medium #2 quarter square triangles as shown. Make (4) units. Press seams open. 
4. Stitch the long side of the unit from Step 3 to the long side of the large Light triangle. Press toward the Light triangle. Make (4) units. 
5. Stitch the top and bottom rows together using (2) units from Step 4 and (1) unit from Step 2 as shown. Press toward the outside. 
6. Complete the center row using (2) units from Step 2 and a Light square as shown. Press toward the Light square. 
7. Stitch the rows together to complete the block. Press seams open.



Stitchin' Tree Quilts


Toll free 877-239-3655 www.stitchintree.com

Please contact us if you find an error in this pattern or
have difficulty following these instructions.

© 2014 Stitchin' Tree LLC Woodbine, Iowa. All Rights Reserved.
Limited reproduction rights may be granted in accordance with contract terms.



Women of the Bible



Block 36: Menstruating Woman

Finished 15"

The cause of her uncontrolled menstruation was a mystery, therefore I chose Mystery Flower to represent the Menstruating Woman.

The space below is provided for your personal reflection.

Stitchin' Tree Quilts
Toll free 877-239-3655 www.stitchintree.com
Please contact us if you find an error in this pattern or
have difficulty following these instructions.
© 2014 Stitchin' Tree LLC Woodbine, Iowa. All Rights Reserved.
Limited reproduction rights may be granted in accordance with contract terms.

